



WATERBURY HEALTH DEPARTMENT

FACTSHEET #1: FIREARM VIOLENCE IN CONNECTICUT

Published: April 2026

Waterbury Gun Violence Prevention Partnership (GVPP)



1. WHAT IS A FIREARM INJURY?

1. Firearm injury is a wound or penetrating injury from a weapon that uses a powder charge to fire a projectile.¹ BB and pellet guns are not considered firearms.
2. Firearm injuries can be inflicted as interpersonal violence, inflicted by legal interventions, intentionally self-inflicted or unintentionally inflicted.¹

2. WHY THIS MATTERS?

46,728

In the United States (US), 46,728 people died from firearms in 2023²

3rd

Firearms were the third leading cause of death among young people ages 1-17 from 2019 to 2023³

5th

Connecticut reported the 5th highest firearms death rate in the northeast exceeding Massachusetts, New York, New Jersey and Rhode Island³

1074

crimes were committed with a firearm in Connecticut during 2024. **2%** crimes included automatic firearms⁴

3. WHO IS MORE AFFECTED IN CONNECTICUT?

30X

Black people were 30 times as likely, to die by gun homicide than White people from 2019 to 2023³

7X

Hispanic/Latino were 7 times as likely to die by gun homicide than White people from 2019 to 2023³

6X

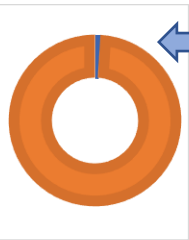
Males were six times as likely to die by gun homicide than females from 2019 to 2023³

63%

Young people ages 15-34 accounted for 63% of all gun homicide deaths in 2023³

4. FIREARM VIOLENCE IN CONNECTICUT: KEY FACTS

CRIME AND FIREARM INVOLVEMENT

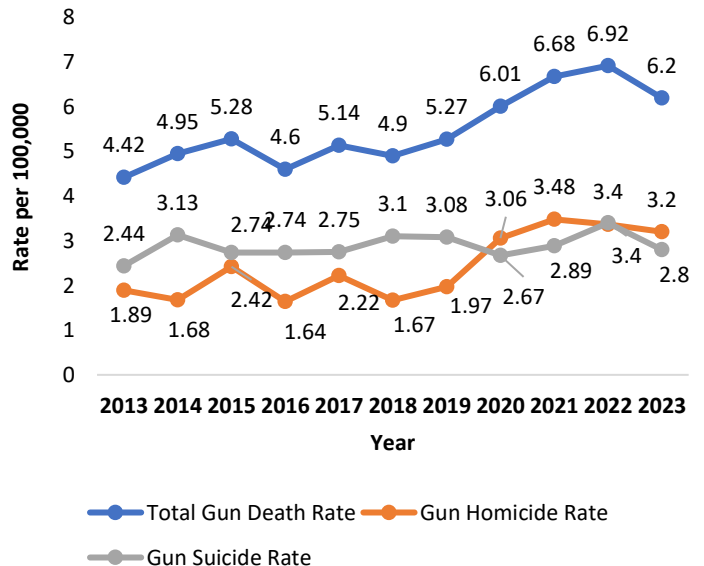


1% of Crimes Against Persons/Property in Connecticut during 2024 involved a firearm⁴

Largest number of firearm possessors were between 31 to 40 years of age⁵

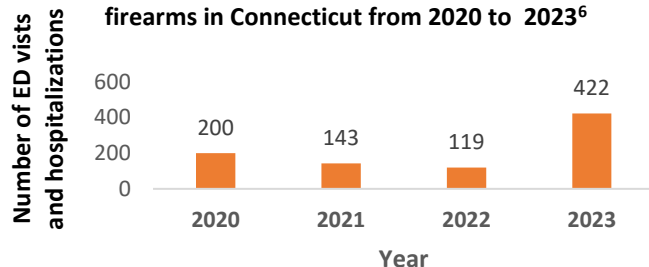
FIREARM DEATH TRENDS

Firearm related death rates in Connecticut from 2013 to 2023²



INJURY AND HEALTH SYSTEM IMPACT

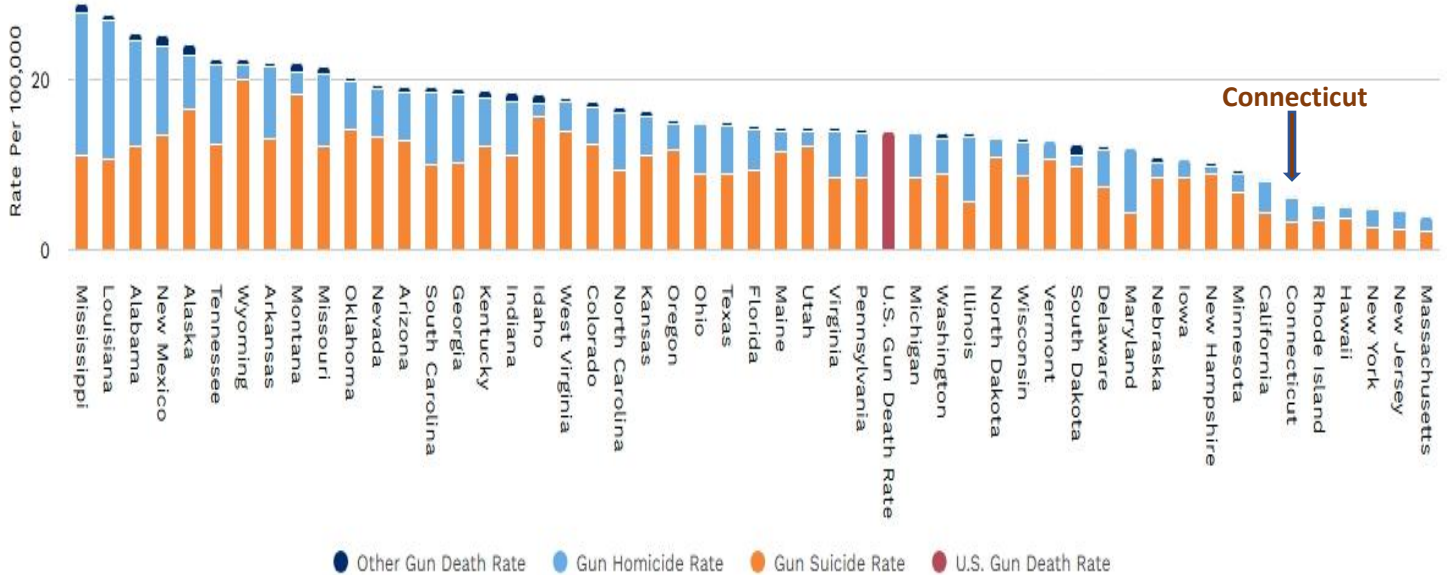
Number of ED visits related to assault by firearms in Connecticut from 2020 to 2023⁶



5. HOW DOES CONNECTICUT COMPARE TO OTHER STATES?

Gun death rates by states (Highest to lowest) in 2023³

Connecticut's firearm death rate in **2023** was **6.22 per 100,000**, which was lower than the **national average of 13.9 per 100,000**. Mississippi had the highest gun death rate in 2023 (28.71 per 100,000) while Massachusetts had the lowest rate (3.86 per 100,000).



States in the south or mountain west, with weaker gun laws and high gun ownership, tend to be the states with the highest gun death

Mississippi - highest gun death rate in 2023 (**8X** higher than Massachusetts)
Massachusetts-lowest gun death rate

Maryland and South Dakota, have similar gun death rates (~12.0). Yet, **63%** of gun deaths in Maryland were homicides while in South Dakota, only 10%

Wyoming had **10X** higher gun suicide rate than **Massachusetts'** gun suicide rate

Sources:

- 1.CDC. <https://www.cdc.gov/firearm-violence/about/index.html>
- 2.Centers for Disease Control and Prevention. WONDER – Wide-ranging Online Data for Epidemiologic Research. Provisional Mortality Statistics. <https://wonder.cdc.gov/mcd.html>.
3. Annual Gun Violence data 2023. John Hopkins Bloomberg School of Public Health. [Annual Gun Violence Data | Center for Gun Violence Solutions](#).
- 4.The crime in Connecticut 2024 annual report. CT-DESPP. [crime-in-connecticut-2024-final.pdf](#)
5. Bureau of Alcohol, Tobacco, Firearms and explosives (ATF).
- 6.Connecticut hospital discharge data (CT-DPH).